




MIMIK 50

design by PERFORMANCE IN LIGHTING



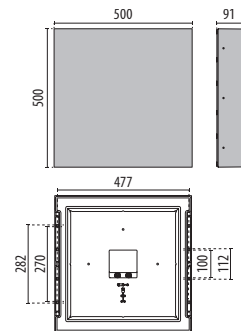
Club regent casino - Winnipeg - Manitoba - Canada



- AN-96 / Anthracite gray / Textured

Wall-mounted LED luminaire, comprising:

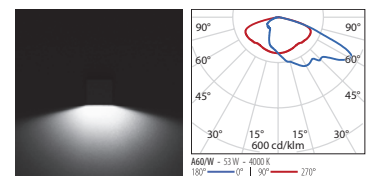
- Die-cast aluminium housing, powder-polyester coated ISO 9227
- Anti-ageing silicone gasket
- Extra-clear, tempered, flat glass diffuser, screen-printed inside
- 3000 K and 4000 K, multichip LED board
- High-transparency polycarbonate lenses grant an optimized light transmission
- Built-in driver
- Stainless steel looking grains
- EM/3P version is designed for multipurpose and 3 hours sustained emergency lighting
- Ni-Cd 3,6 V, 4 Ah batteries, 24 hours recharge time
- Single (M) and dual (B) emission versions
- Double emission (B) versions are equipped with two separate switches in order to provide upward and downward emission (DA)
- Double emission (B) DALI versions have two drivers. Dual ignition is possible by assigning and managing addresses within the DALI protocol
- DALI versions have an ambient operating temperature up to -40°C
- "CP" versions feature asymmetric light distribution suitable for bicycle and pedestrian pathways
- Photometric data measure according to UNI EN 13032-4 and IES LM-79-08



MIMIK 50 M A60/W

IK06 1J xx3

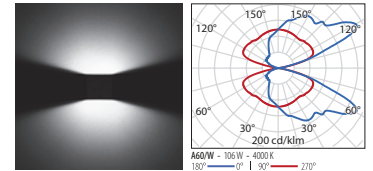
WATTAGE	CLASS	CEC	CRI	KELVIN	COS θ ≥ 0.9	OPTIC	OPTIC BEAM	LIGHTSOURCE LUMEN OUTPUT	LUMINAIRE LUMEN OUTPUT	L	B	LIFETIME	COLOUR/ RAL	PART NUMBER
Power LED 220-240 V 50/60 Hz														
53 W	I	-	80	4000	✓	A60/W	-	9000 lm	5955 lm	80	10	71000 h	●	3104511
53 W	I	-	80	3000	✓	A60/W	-	8630 lm	5598 lm	80	10	71000 h	●	3104510
39 W	I	-	80	4000	✓	A60/W	-	6920 lm	4573 lm	80	10	71000 h	●	3104487
39 W	I	-	80	3000	✓	A60/W	-	6630 lm	4299 lm	80	10	71000 h	●	3104486
Power LED - dimmable DALI 220-240 V 50/60 Hz														
53 W	I	-	80	4000	✓	A60/W	-	9000 lm	5955 lm	80	10	71000 h	●	3104515
53 W	I	-	80	3000	✓	A60/W	-	8630 lm	5598 lm	80	10	71000 h	●	3104514
39 W	I	-	80	4000	✓	A60/W	-	6920 lm	4573 lm	80	10	71000 h	●	3104491
39 W	I	-	80	3000	✓	A60/W	-	6630 lm	4299 lm	80	10	71000 h	●	3104490



MIMIK 50 B A60/W

IK06 1J xx3

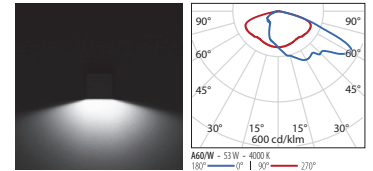
WATTAGE	CLASS	CEC	CRI	KELVIN	COS Φ ≥ 0.9	OPTIC	OPTIC BEAM	LIGHTSOURCE LUMEN OUTPUT	LUMINAIRE LUMEN OUTPUT	L	B	LIFETIME	COLOUR/ RAL	PART NUMBER
Power LED 220-240 V 50/60 Hz														
53 W+53 W I	-		80	4000	✓	A60/W	-	18000 lm	11834 lm	80	10	71000 h	●	3104523
53 W+53 W I	-		80	3000	✓	A60/W	-	17260 lm	11124 lm	80	10	71000 h	●	3104522
39 W+39 W I	-		80	4000	✓	A60/W	-	13840 lm	9142 lm	80	10	71000 h	●	3104499
39 W+39 W I	-		80	3000	✓	A60/W	-	13260 lm	8594 lm	80	10	71000 h	●	3104498
Power LED - dimmable DALI 220-240 V 50/60 Hz														
53 W+53 W I	-		80	4000	✓	A60/W	-	18000 lm	11834 lm	80	10	71000 h	●	3104527
53 W+53 W I	-		80	3000	✓	A60/W	-	17260 lm	11124 lm	80	10	71000 h	●	3104526
39 W+39 W I	-		80	4000	✓	A60/W	-	13840 lm	9142 lm	80	10	71000 h	●	3104503
39 W+39 W I	-		80	3000	✓	A60/W	-	13260 lm	8594 lm	80	10	71000 h	●	3104502



MIMIK 50 M A60/W EM3P

IK06 1J xx3

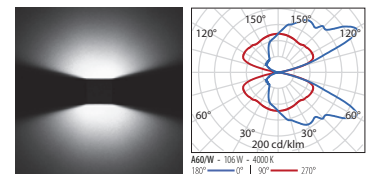
WATTAGE	CLASS	CEC	CRI	KELVIN	COS Φ ≥ 0.9	OPTIC	OPTIC BEAM	LIGHTSOURCE LUMEN OUTPUT	LUMINAIRE LUMEN OUTPUT	L	B	LIFETIME	COLOUR/ RAL	PART NUMBER
Power LED - dimmable DALI - emergency 3h - 220-240 V 50/60 Hz														
53 W I	-		80	4000	✓	A60/W	-	9000 lm	5955 lm	80	10	71000 h	●	3104519
53 W I	-		80	3000	✓	A60/W	-	8630 lm	5598 lm	80	10	71000 h	●	3104518
39 W I	-		80	4000	✓	A60/W	-	6920 lm	4573 lm	80	10	71000 h	●	3104495
39 W I	-		80	3000	✓	A60/W	-	6630 lm	4299 lm	80	10	71000 h	●	3104494



MIMIK 50 B A60/W EM3P

IK06 1J xx3

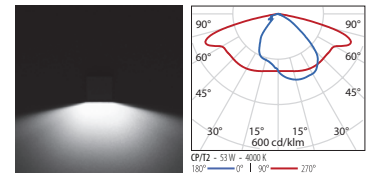
WATTAGE	CLASS	CEC	CRI	KELVIN	COS Φ ≥ 0.9	OPTIC	OPTIC BEAM	LIGHTSOURCE LUMEN OUTPUT	LUMINAIRE LUMEN OUTPUT	L	B	LIFETIME	COLOUR/ RAL	PART NUMBER
Power LED - dimmable DALI - emergency 3h - 220-240 V 50/60 Hz														
53 W+53 W I	-		80	4000	✓	A60/W	-	18000 lm	11834 lm	80	10	71000 h	●	3104531
53 W+53 W I	-		80	3000	✓	A60/W	-	17260 lm	11124 lm	80	10	71000 h	●	3104530
39 W+39 W I	-		80	4000	✓	A60/W	-	13840 lm	9142 lm	80	10	71000 h	●	3104507
39 W+39 W I	-		80	3000	✓	A60/W	-	13260 lm	8594 lm	80	10	71000 h	●	3104506



MIMIK 50 M CP/T2

IK06 1J xx3

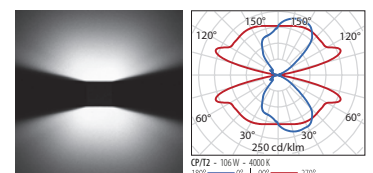
WATTAGE	CLASS	CEC	CRI	KELVIN	COS Φ ≥ 0.9	OPTIC	OPTIC BEAM	LIGHTSOURCE LUMEN OUTPUT	LUMINAIRE LUMEN OUTPUT	L	B	LIFETIME	COLOUR/ RAL	PART NUMBER
Power LED 220-240 V 50/60 Hz														
53 W I	-		80	4000	✓	CP/T2	-	9000 lm	6342 lm	80	10	71000 h	●	3104509
53 W I	-		80	3000	✓	CP/T2	-	8630 lm	5963 lm	80	10	71000 h	●	3104508
39 W I	-		80	4000	✓	CP/T2	-	6920 lm	4870 lm	80	10	71000 h	●	3104485
39 W I	-		80	3000	✓	CP/T2	-	6630 lm	4579 lm	80	10	71000 h	●	3104484
Power LED - dimmable DALI 220-240 V 50/60 Hz														
53 W I	-		80	4000	✓	CP/T2	-	9000 lm	6342 lm	80	10	71000 h	●	3104513
53 W I	-		80	3000	✓	CP/T2	-	8630 lm	5963 lm	80	10	71000 h	●	3104512
39 W I	-		80	4000	✓	CP/T2	-	6920 lm	4870 lm	80	10	71000 h	●	3104489
39 W I	-		80	3000	✓	CP/T2	-	6630 lm	4579 lm	80	10	71000 h	●	3104488



MIMIK 50 B CP/T2

IK06 1J xx3

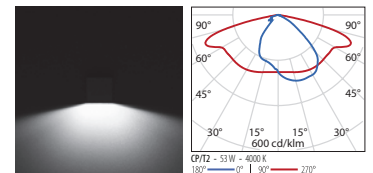
WATTAGE	CLASS	CEC	CRI	KELVIN	COS Φ ≥ 0.9	OPTIC	OPTIC BEAM	LIGHTSOURCE LUMEN OUTPUT	LUMINAIRE LUMEN OUTPUT	L	B	LIFETIME	COLOUR/ RAL	PART NUMBER
Power LED 220-240 V 50/60 Hz														
53 W+53 W I	-		80	4000	✓	CP/T2	-	18000 lm	12601 lm	80	10	71000 h	●	3104521
53 W+53 W I	-		80	3000	✓	CP/T2	-	17260 lm	11848 lm	80	10	71000 h	●	3104520
39 W+39 W I	-		80	4000	✓	CP/T2	-	13840 lm	9738 lm	80	10	71000 h	●	3104497
39 W+39 W I	-		80	3000	✓	CP/T2	-	13260 lm	9154 lm	80	10	71000 h	●	3104496
Power LED - dimmable DALI 220-240 V 50/60 Hz														
53 W+53 W I	-		80	4000	✓	CP/T2	-	18000 lm	12601 lm	80	10	71000 h	●	3104525
53 W+53 W I	-		80	3000	✓	CP/T2	-	17260 lm	11848 lm	80	10	71000 h	●	3104524
39 W+39 W I	-		80	4000	✓	CP/T2	-	13840 lm	9738 lm	80	10	71000 h	●	3104501
39 W+39 W I	-		80	3000	✓	CP/T2	-	13260 lm	9154 lm	80	10	71000 h	●	3104500



MIMIK 50 M CP/T2 EM3P

IK06 1J xx3

WATTAGE	CLASS	CEC	CRI	KELVIN	COS Φ ≥ 0.9	OPTIC	OPTIC BEAM	LIGHTSOURCE LUMEN OUTPUT	LUMINAIRE LUMEN OUTPUT	L	B	LIFETIME	COLOUR/ RAL	PART NUMBER
Power LED - dimmable DALI - emergency 3h - 220-240 V 50/60 Hz														
53 W I	-		80	4000	✓	CP/T2	-	9000 lm	6342 lm	80	10	71000 h	●	3104517
53 W I	-		80	3000	✓	CP/T2	-	8630 lm	5963 lm	80	10	71000 h	●	3104516
39 W I	-		80	4000	✓	CP/T2	-	6920 lm	4870 lm	80	10	71000 h	●	3104493
39 W I	-		80	3000	✓	CP/T2	-	6630 lm	4579 lm	80	10	71000 h	●	3104492



MIMIK 50 B CP/T2 EM3P

IK06 1J xx3

WATTAGE	CLASS	CEC	CRI	KELVIN	COS Φ ≥ 0.9	OPTIC	OPTIC BEAM	LIGHTSOURCE LUMEN OUTPUT	LUMINAIRE LUMEN OUTPUT	L	B	LIFETIME	COLOUR/ RAL	PART NUMBER
Power LED - dimmable DALI - emergency 3h - 220-240 V 50/60 Hz														
53 W+53 W I	-		80	4000	✓	CP/T2	-	18000 lm	12601 lm	80	10	71000 h	●	3104529
53 W+53 W I	-		80	3000	✓	CP/T2	-	17260 lm	11848 lm	80	10	71000 h	●	3104528
39 W+39 W I	-		80	4000	✓	CP/T2	-	13840 lm	9738 lm	80	10	71000 h	●	3104505
39 W+39 W I	-		80	3000	✓	CP/T2	-	13260 lm	9154 lm	80	10	71000 h	●	3104504

